

## Analyst Consensus: Bursa Property Index

27 DECEMBER 2021

*This analyst consensus compilation is based on November result session of the top 9° companies of Bursa Property Index.*

**Company with the most coverage:** SP Setia, covered by 17 analysts.

**Top Buys with the highest buy call percentage\*:** IOI Properties (buy call from 6 analysts).

**Company with the highest consensus rating\*^:** IOI Properties (4.70)

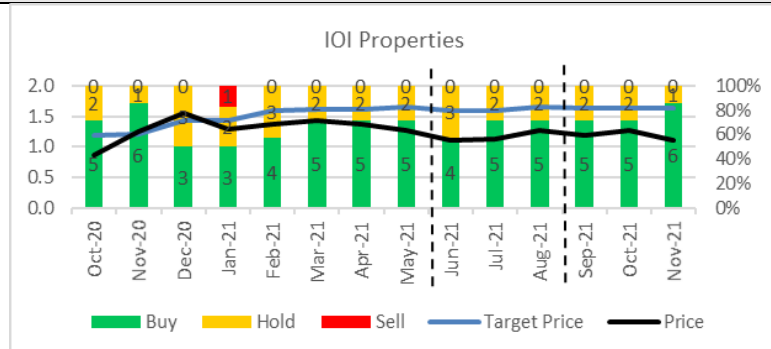
° companies with at least 1 analyst coverage

\* covered by minimum five analysts.

^Consensus Rating is the average of all the recommendations where each recommendation is ascribed a number from 1-5, with a 1 for Strong Sell, 2 for Sell, 3 for Hold, 4 for Buy and 5 for Strong Buy.

**Key changes to analyst recommendations:** IOI Properties was upgraded from Buy to Strong Buy and Sime Darby Properties was downgraded from Buy to Hold.

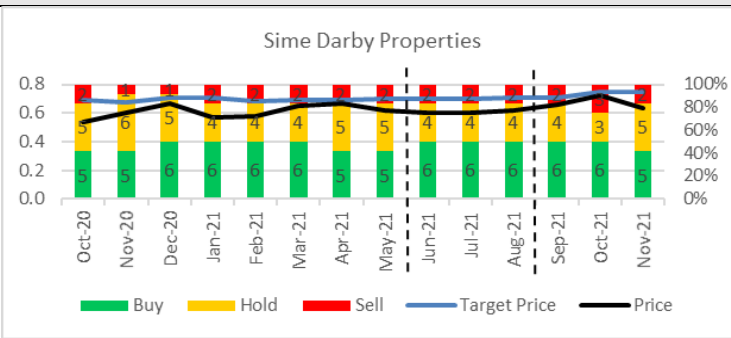
### Notable upgrades within the sector:

Price and 12M Target Price Trends	Analyst Recommendations
IOI Properties (5249)	
 <p>Count: Buy: 6   Hold: 1   Sell: 0</p> <p>Target Price: High: RM1.98   Median: RM1.79   Low: RM1.29</p>	<p>Current Price: 1.06</p> <p>Consensus Target Price: 1.65</p> <p>Upside/ downside changes: +55.4%</p> <p>Previous Recommendation: Buy</p> <p><b>Current Recommendation: Strong Buy ↑</b></p>

Note: Current price at the time of research

Source: Bloomberg

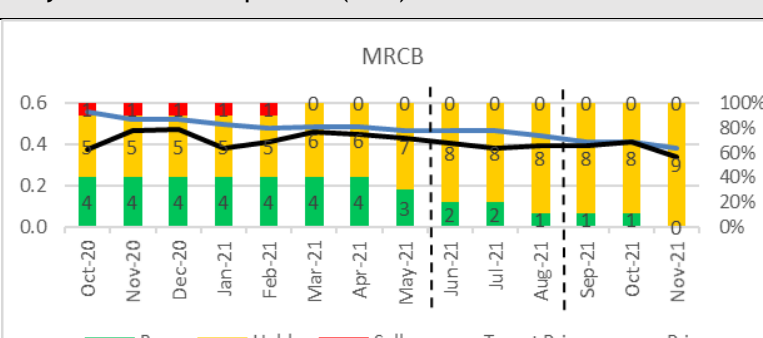
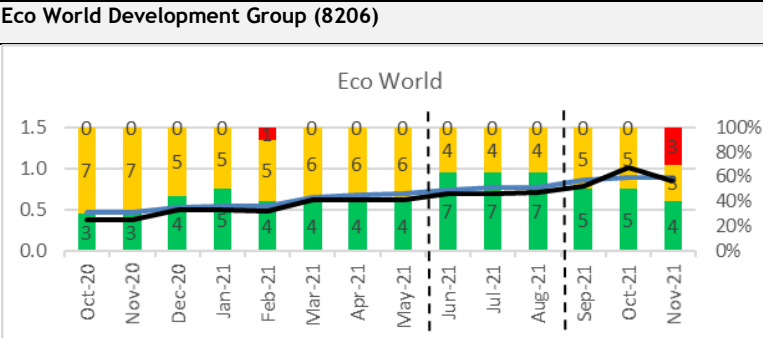
### Notable downgrades within the sector:

Price and 12M Target Price Trends	Analyst Recommendations
<b>Sime Darby Properties (5288)</b>	
 <p>Count: Buy: 5   Hold: 5   Sell: 2</p> <p>Target Price: High: RM0.88   Median: RM0.75   Low: RM0.57</p>	<p>Current Price: 0.625</p> <p>Consensus Target Price: 0.74</p> <p>Upside/ downside changes: +19.1%</p> <p>Previous Recommendation: Buy</p> <p>Current Recommendation: Hold ↓</p>

Note: Current price at the time of research

Source: Bloomberg

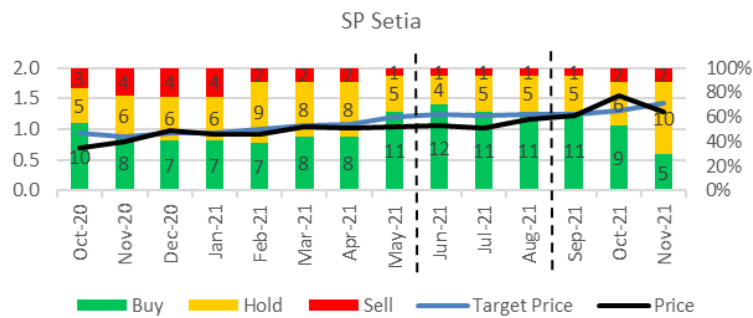
### List of other companies within the sector:

Price and 12M Target Price Trends	Analyst Recommendations
<b>Malaysian Resources Corp Berhad (1651)</b>	
 <p>Count: Buy: 0   Hold: 9   Sell: 0</p> <p>Target Price: High: RM0.43   Median: RM0.38   Low: RM0.34</p>	<p>Current Price: 0.34</p> <p>Consensus Target Price: 0.38</p> <p>Upside/ downside changes: +11.5%</p> <p>Previous Recommendation: Hold</p> <p>Current Recommendation: Hold ↔</p>
<b>Eco World Development Group (8206)</b>	
 <p>Count: Buy: 4   Hold: 3   Sell: 3</p> <p>Target Price: High: RM1.25   Median: RM0.85   Low: RM0.75</p>	<p>Current Price: 0.88</p> <p>Consensus Target Price: 0.90</p> <p>Upside/ downside changes: +2.0%</p> <p>Previous Recommendation: Buy</p> <p>Current Recommendation: Buy ↔</p>

## Price and 12M Target Price Trends

## Analyst Recommendations

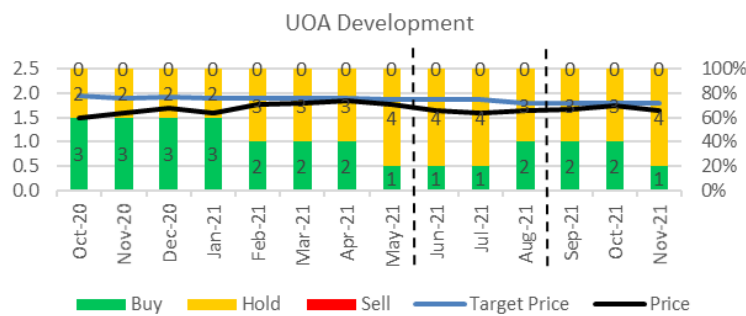
### SP Setia (8664)



Count: Buy: 5 | Hold: 10 | Sell: 2

Target Price: High: RM2.00 | Median: RM1.35 | Low: RM0.82

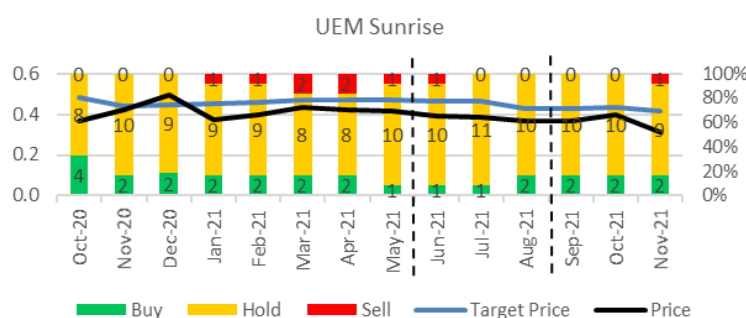
### UOA Development (5200)



Count: Buy: 1 | Hold: 4 | Sell: 0

Target Price: High: RM2.06 | Median: RM1.76 | Low: RM1.65

### UEM Sunrise (5148)



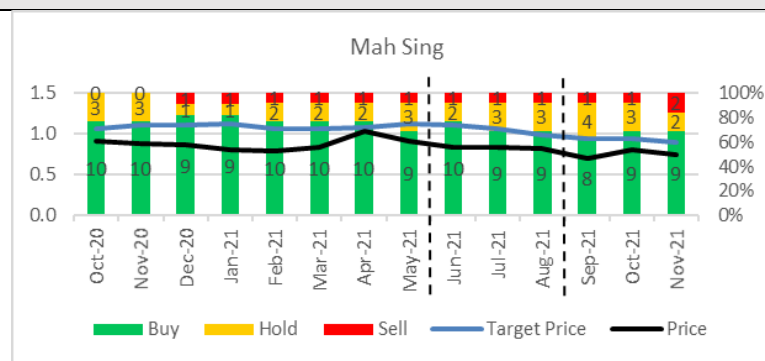
Count: Buy: 2 | Hold: 9 | Sell: 1

Target Price: High: RM0.55 | Median: RM0.40 | Low: RM0.30

## Price and 12M Target Price Trends

## Analyst Recommendations

### Mah Sing (8583)



Current Price: 0.695

Consensus Target Price: 0.84

Upside/ downside changes: +22.1%

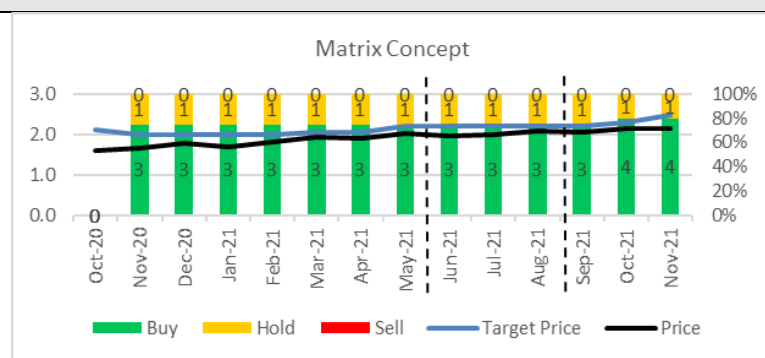
Previous Recommendation: Buy

Current Recommendation: Buy ↔

Count: Buy: 9 | Hold: 2 | Sell: 2

Target Price: High: RM1.12 | Median: RM0.83 | Low: RM0.66

### Matrix Concept (5236)



Current Price: 2.17

Consensus Target Price: 2.48

Upside/ downside changes: +14.4%

Previous Recommendation: Strong Buy

Current Recommendation: Strong Buy ↔

Count: Buy: 4 | Hold: 1 | Sell: 0

Target Price: High: RM2.60 | Median: RM2.50 | Low: RM2.30

Note: Current price at the time of research

Source: Bloomberg

**DISCLAIMER:** This report is provided for general information purposes only. Although care has been taken to ensure the accuracy of the information within this report, Bursa Malaysia Berhad and its subsidiaries ("Bursa Malaysia Group") do not warrant or represent, expressly or impliedly as to the completeness, accuracy or currency of the information in this report. Bursa Malaysia Group does not endorse and shall not be liable for any information in this report that have been obtained via third party sources (if any).

The information contained in this report is neither an offer or solicitation to enter into any transaction nor is it a recommendation or endorsement of any product(s) mentioned in this report. The information also does not constitute legal, financial, trading or investment advice. You are advised to seek independent advice and/or consult relevant laws, regulations and rules prior to trading/investing. Bursa Malaysia Group does not accept any liability howsoever arising, including any liability arising from any trading/investment decisions made on the basis of this information.

This report or any part of this report shall not be used or reproduced in any form without Bursa Malaysia Berhad's prior written permission.