

ANALYST CONSENSUS: BURSA INDUSTRIAL INDEX

27 DECEMBER 2021

This analyst consensus compilation is based on November result session of the top 14° companies of Bursa Industrial Index.

Company with the most coverage: Petronas Chemicals Group, covered by 20 analysts.

Top Buys with the highest buy call percentage*: SKP Resources (buy call from 8 analysts).

Company with the highest consensus rating*^: Press Metal Aluminium Holdings (5.0)

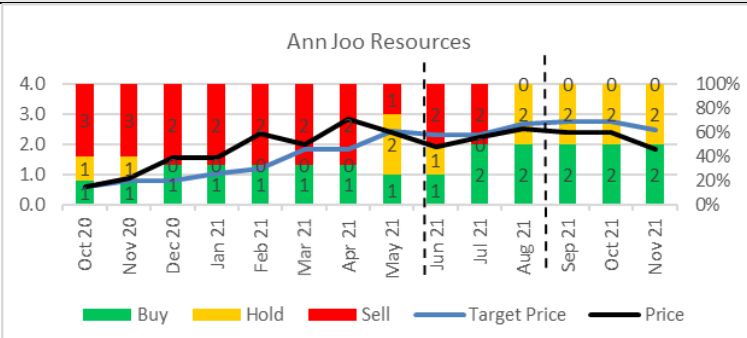
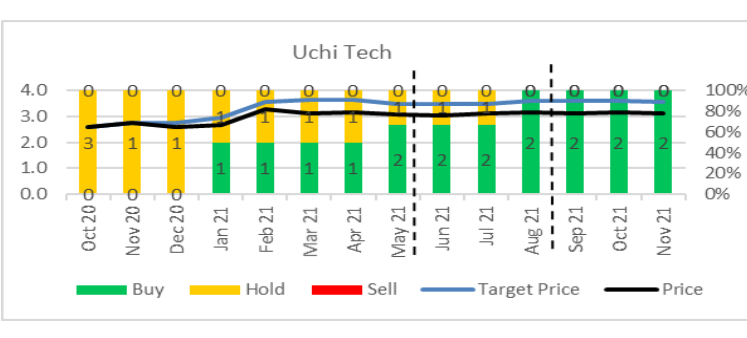
° representing over 60% of weightage in the Bursa Industrial Index and companies that has analyst coverage of at least 1.

* covered by minimum five analysts.

^Consensus Rating is the average of all the recommendations where each recommendation is ascribed a number from 1-5, with a 1 for Strong Sell, 2 for Sell, 3 for Hold, 4 for Buy and 5 for Strong Buy.

Key changes to analyst recommendations: Notable upgrades include VS Industry (from Buy to Strong Buy), Ann Joo Resources (from Hold to Buy) and Uchi Technologies (from Buy to Strong Buy). Meanwhile, Lotte Chemical Titans Holdings was downgraded from Buy to Hold.

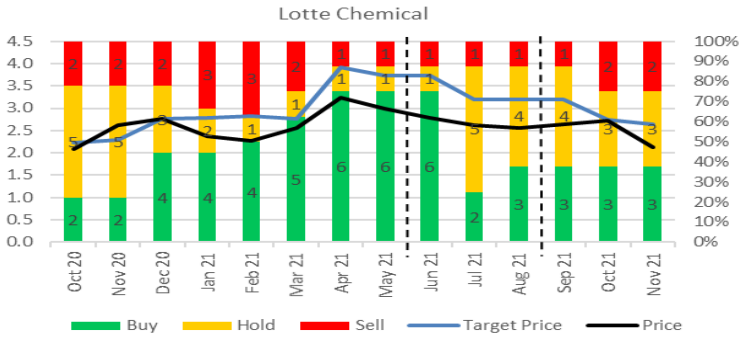
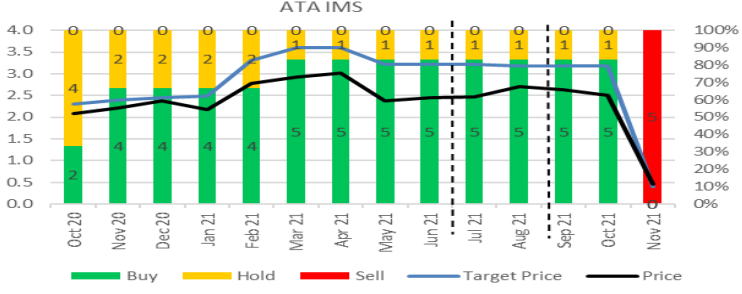
Notable upgrades within the sector:

Price and 12M Target Price Trends	Analyst Recommendations
Ann Joo Resources (6556)	
 <p>Count: Buy: 2 Hold: 2 Sell: 0 Target Price: High: RM2.80 Median: RM2.25 Low: RM1.70</p>	<p>Current Price: 1.75 Consensus Target Price: 2.25 Upside/ downside changes: +29.0%</p> <p>Previous Recommendation: Hold Current Recommendation: Buy ↑</p>
Uchi Technologies (7100)	
 <p>Count: Buy: 2 Hold: 0 Sell: 0 Target Price: High: RM3.83 Median: RM3.55 Low: RM3.33</p>	<p>Current Price: 3.07 Consensus Target Price: 3.56 Upside/ downside changes: +16.0%</p> <p>Previous Recommendation: Buy Current Recommendation: Strong Buy ↑</p>

Note: Current price at the time of research

Source: Bloomberg

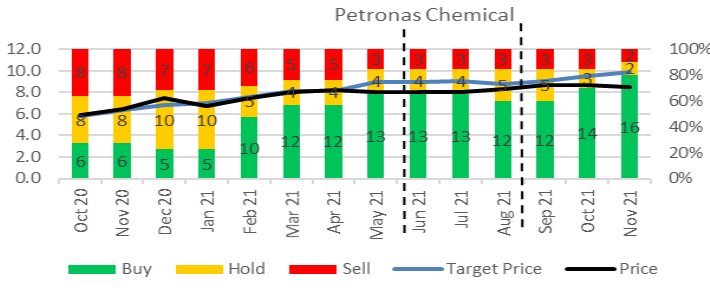
Notable downgrades within the sector:

Price and 12M Target Price Trends		Analyst Recommendations
Lotte Chemical Titans Holdings (5284)		
 <p>Count: Buy: 3 Hold: 3 Sell: 2 Target Price: High: RM3.00 Median: RM2.65 Low: RM2.00</p>		<p>Current Price: 2.23 Consensus Target Price: 2.60 Upside/ downside changes: +17.0%</p> <p>Previous Recommendation: Buy Current Recommendation: Hold ↓</p>
ATA IMS (8176)		
 <p>Count: Buy: 0 Hold: 0 Sell: 5 Target Price: High: RM0.62 Median: RM0.30 Low: RM0.29</p>		<p>Current Price: 0.435 Consensus Target Price: 0.406 Upside/ downside changes: -7.0%</p> <p>Previous Recommendation: Strong Buy Current Recommendation: Hold ↓</p>

Note: Current price at the time of research

Source: Bloomberg

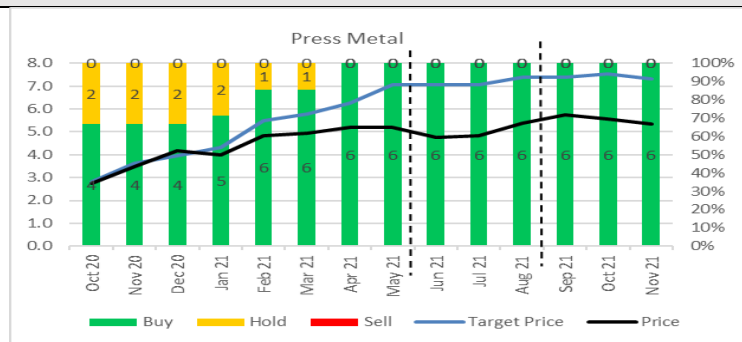
List of other companies within the sector:

Price and 12M Target Price Trends		Analyst Recommendations
Petronas Chemicals Group (5183)		
 <p>Count: Buy: 16 Hold: 2 Sell: 2 Target Price: High: RM11.70 Median: RM10.20 Low: RM6.20</p>		<p>Current Price: 8.40 Consensus Target Price: 9.89 Upside/ downside changes: +18.0%</p> <p>Previous Recommendation: Buy Current Recommendation: Buy ↔</p>

Price and 12M Target Price Trends

Analyst Recommendations

Press Metal Aluminium Holdings (8869)



Count: Buy: 6 | Hold: 0 | Sell: 0

Target Price: High: RM8.50 | Median: RM7.25 | Low: RM6.96

Current Price: 5.31

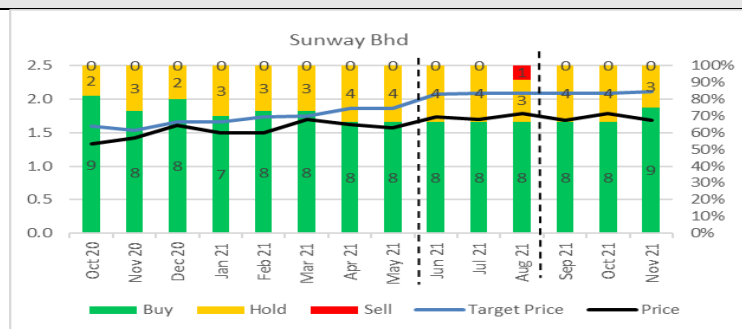
Consensus Target Price: 7.42

Upside/ downside changes: +40.0%

Previous Recommendation: Strong Buy

Current Recommendation: Strong Buy ↔

Sunway Berhad (3182)



Count: Buy: 9 | Hold: 3 | Sell: 0

Target Price: High: RM2.58 | Median: RM2.15 | Low: RM1.71

Current Price: 1.67

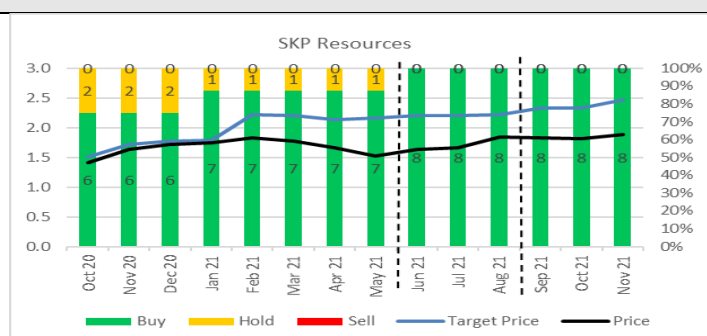
Consensus Target Price: 2.11

Upside/ downside changes: +26.0%

Previous Recommendation: Buy

Current Recommendation: Buy ↔

SKP Resources (7155)



Count: Buy: 8 | Hold: 0 | Sell: 0

Target Price: High: RM2.65 | Median: RM2.47 | Low: RM2.28

Current Price: 1.74

Consensus Target Price: 2.47

Upside/ downside changes: +42.0%

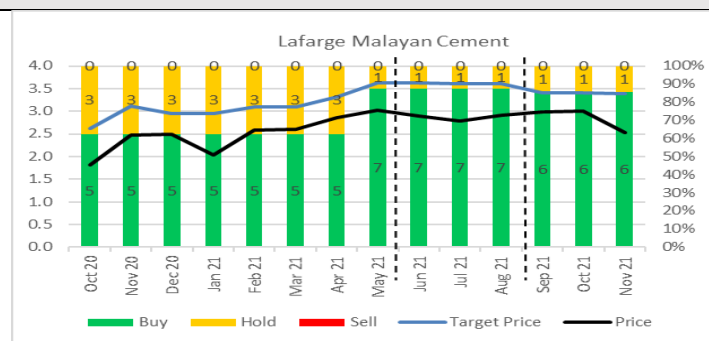
Previous Recommendation: Strong Buy

Current Recommendation: Strong Buy ↔

Price and 12M Target Price Trends

Analyst Recommendations

Malayan Cement (3794)



Count: Buy: 6 | Hold: 1 | Sell: 0

Target Price: High: RM4.10 | Median: RM3.40 | Low: RM2.70

Current Price: 2.45

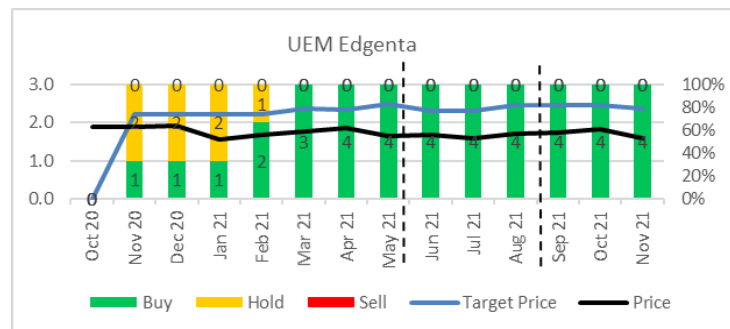
Consensus Target Price: 3.39

Upside/ downside changes: +39.0%

Previous Recommendation: Strong Buy

Current Recommendation: Strong Buy ↔

UEM Edgenta (1368)



Count: Buy: 4 | Hold: 0 | Sell: 0

Target Price: High: RM2.96 | Median: RM2.20 | Low: RM2.09

Current Price: 1.59

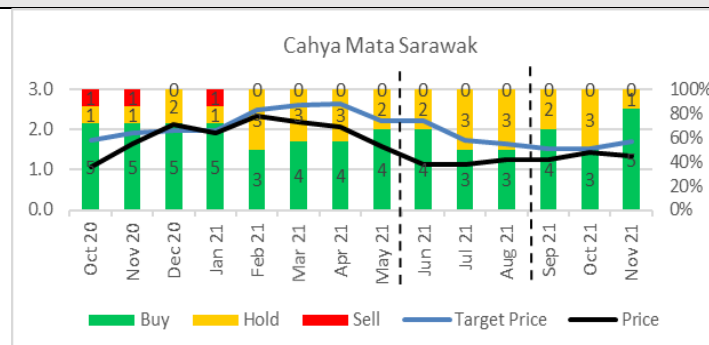
Consensus Target Price: 2.36

Upside/ downside changes: +48.0%

Previous Recommendation: Strong Buy

Current Recommendation: Strong Buy ↔

Cahya Mata Sarawak (2852)



Count: Buy: 5 | Hold: 1 | Sell: 0

Target Price: High: RM2.00 | Median: RM1.69 | Low: RM1.44

Current Price: 1.28

Consensus Target Price: 1.70

Upside/ downside changes: +33.0%

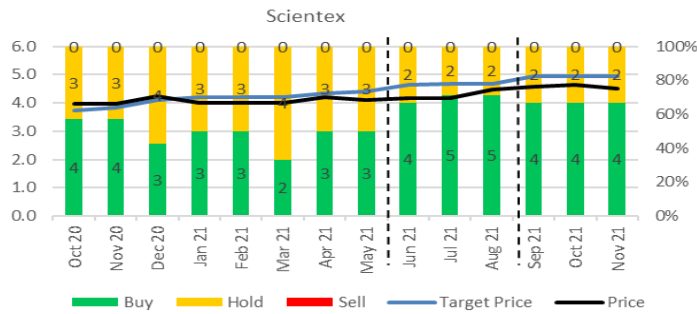
Previous Recommendation: Buy

Current Recommendation: Buy ↔

Price and 12M Target Price Trends

Analyst Recommendations

Scientex (4731)



Current Price: 4.51

Consensus Target Price: 5.02

Upside/ downside changes: +11.0%

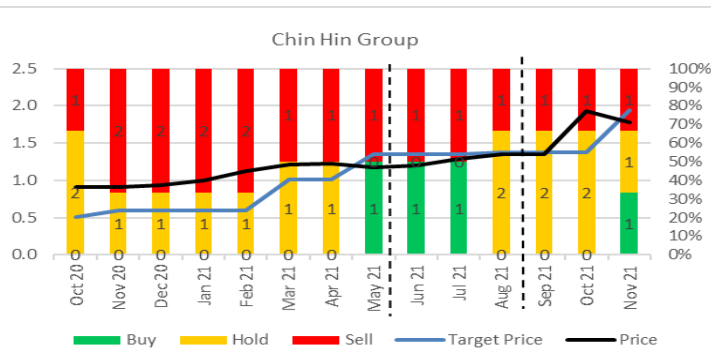
Previous Recommendation: Buy

Current Recommendation: Buy ↔

Count: Buy: 4 | Hold: 2 | Sell: 0

Target Price: High: RM5.45 | Median: RM4.96 | Low: RM4.62

Chin Hin Group (5273)



Current Price: 1.85

Consensus Target Price: 1.95

Upside/ downside changes: +5.0%

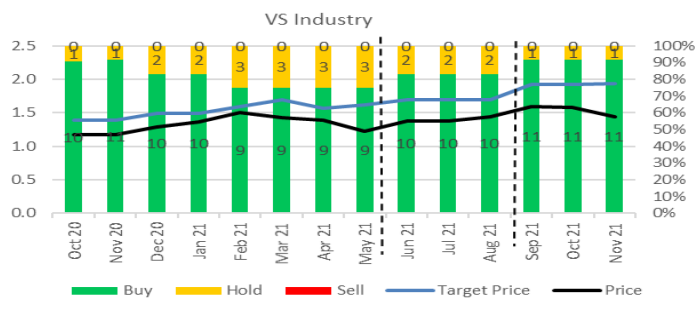
Previous Recommendation: Hold

Current Recommendation: Hold ↔

Count: Buy: 1 | Hold: 1 | Sell: 1

Target Price: High: RM1.97 | Median: RM1.95 | Low: RM1.92

VS Industry (6963)



Current Price: 1.21

Consensus Target Price: 1.93

Upside/ downside changes: +59.7%

Previous Recommendation: Strong Buy

Current Recommendation: Strong Buy ↔

Count: Buy: 11 | Hold: 1 | Sell: 0

Target Price: High: RM2.15 | Median: RM1.90 | Low: RM1.80

Note: Current price at the time of research

Source: Bloomberg

DISCLAIMER: This report is provided for general information purposes only. Although care has been taken to ensure the accuracy of the information within this report, Bursa Malaysia Berhad and its subsidiaries ("Bursa Malaysia Group") do not warrant or represent, expressly or impliedly as to the completeness, accuracy or currency of the information in this report. Bursa Malaysia Group does not endorse and shall not be liable for any information in this report that have been obtained via third party sources (if any).

The information contained in this report is neither an offer or solicitation to enter into any transaction nor is it a recommendation or endorsement of any product(s) mentioned in this report. The information also does not constitute legal, financial, trading or investment advice. You are advised to seek independent advice and/or consult relevant laws, regulations and rules prior to trading/investing. Bursa Malaysia Group does not accept any liability howsoever arising, including any liability arising from any trading/investment decisions made on the basis of this information.

This report or any part of this report shall not be used or reproduced in any form without Bursa Malaysia Berhad's prior written permission.