

ANALYST CONSENSUS: BURSA PROPERTY INDEX

20 OCTOBER 2021

This analyst consensus compilation is based on August result session of the top 9° companies of Bursa Property Index.

Company with the most coverage: SP Setia, covered by 17 analysts.

Top Buys with the highest buy call percentage*: Matrix Concepts (buy call from 4 analysts).

Company with the highest consensus rating*^: Matrix Concepts (4.60)

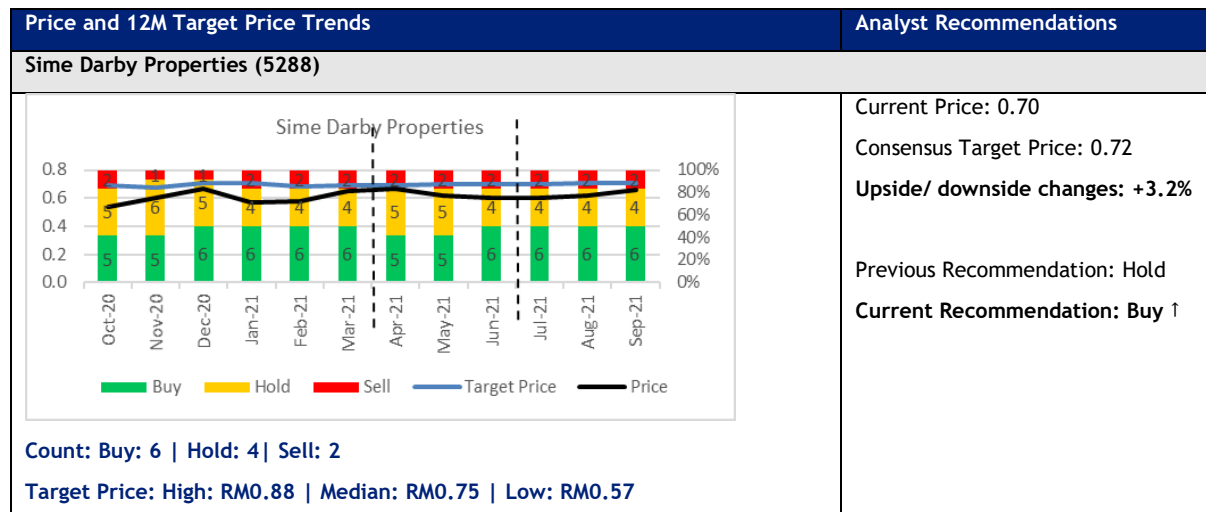
° companies with at least 1 analyst coverage

* covered by minimum five analysts.

^Consensus Rating is the average of all the recommendations where each recommendation is ascribed a number from 1-5, with a 1 for Strong Sell, 2 for Sell, 3 for Hold, 4 for Buy and 5 for Strong Buy.

Key changes to analyst recommendations: Sime Darby Properties was upgraded from Hold to Buy. Two notable downgrades are Malaysian Resources Corp (from Buy to Hold) and Eco World Development (from Buy to Hold).

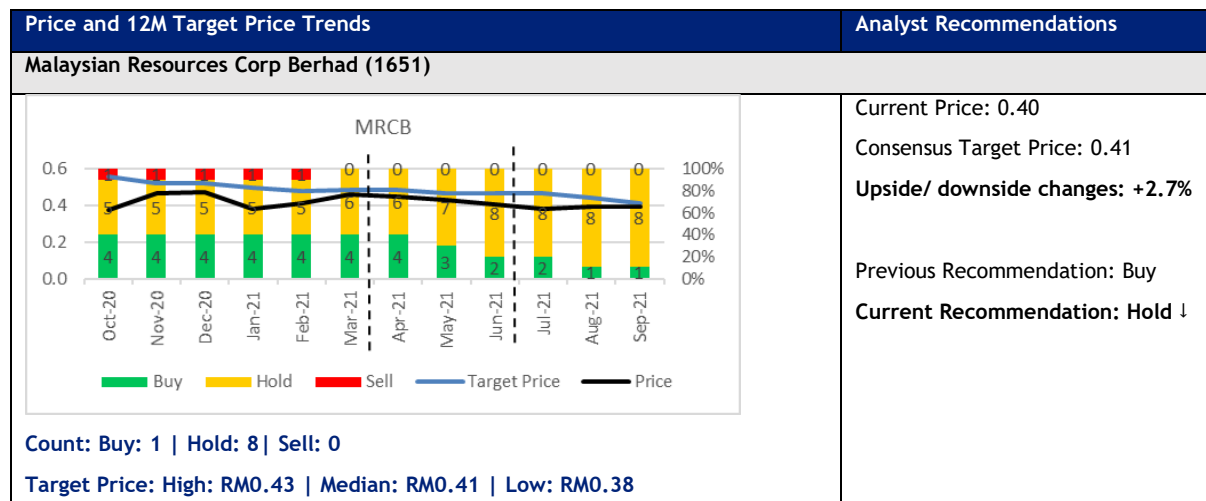
Notable upgrades within the sector:



Note: Current price at the time of research

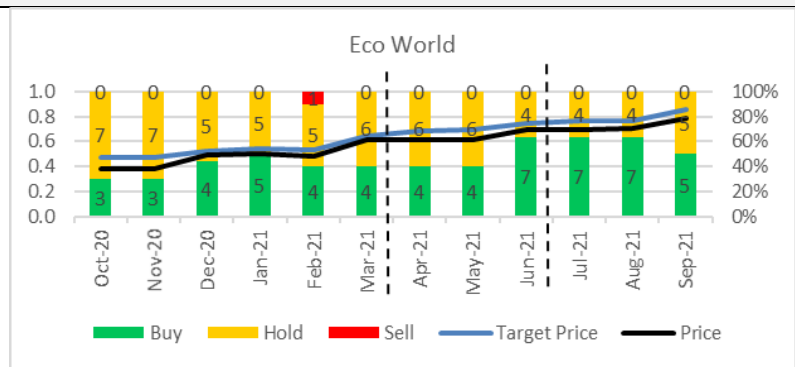
Source: Bloomberg

Notable downgrades within the sector:



Price and 12M Target Price Trends	Analyst Recommendations
-----------------------------------	-------------------------

Eco World Development Group (8206)



Current Price: 0.96
 Consensus Target Price: 0.89
Upside/ downside changes: -7.5%
 Previous Recommendation: Buy
Current Recommendation: Hold ↓

Count: Buy: 5 | Hold: 5 | Sell: 0
 Target Price: High: RM1.25 | Median: RM0.85 | Low: RM0.70

Note: Current price at the time of research

Source: Bloomberg

List of other companies within the sector:

Price and 12M Target Price Trends	Analyst Recommendations
-----------------------------------	-------------------------

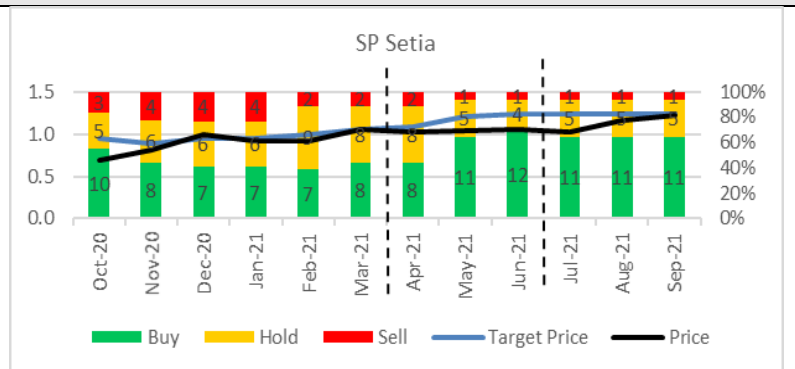
IOI Properties (5249)



Current Price: 1.25
 Consensus Target Price: 1.64
Upside/ downside changes: +31.4%
 Previous Recommendation: Buy
Current Recommendation: Buy ↔

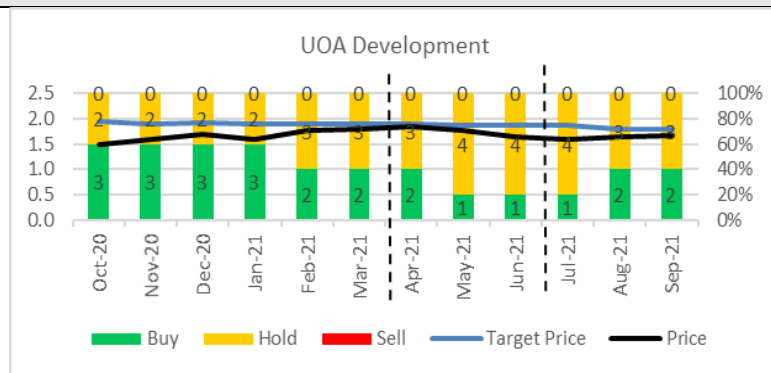
Count: Buy: 5 | Hold: 2 | Sell: 0
 Target Price: High: RM1.95 | Median: RM1.79 | Low: RM1.29

SP Setia (8664)



Current Price: 1.47
 Consensus Target Price: 1.28
Upside/ downside changes: -12.7%
 Previous Recommendation: Buy
Current Recommendation: Buy ↔

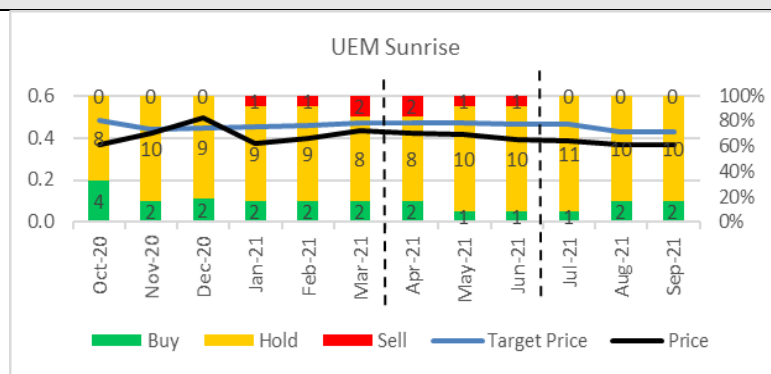
Count: Buy: 11 | Hold: 5 | Sell: 1
 Target Price: High: RM1.75 | Median: RM1.30 | Low: RM0.82

Price and 12M Target Price Trends
Analyst Recommendations
UOA Development (5200)


Current Price: 1.74
 Consensus Target Price: 1.79
Upside/ downside changes: +2.9%
 Previous Recommendation: Buy
Current Recommendation: Buy ↔

Count: Buy: 2 | Hold: 3 | Sell: 0

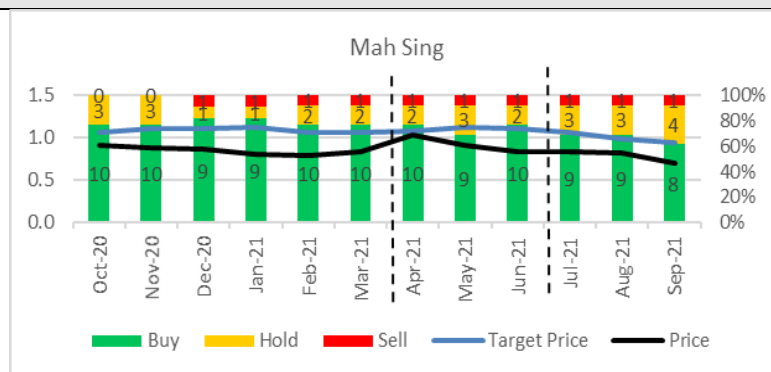
Target Price: High: RM2.14 | Median: RM1.76 | Low: RM1.62

UEM Sunrise (5148)


Current Price: 0.41
 Consensus Target Price: 0.43
Upside/ downside changes: +4.9%
 Previous Recommendation: Hold
Current Recommendation: Hold ↔

Count: Buy: 2 | Hold: 10 | Sell: 0

Target Price: High: RM0.55 | Median: RM0.40 | Low: RM0.38

Mah Sing (8583)


Current Price: 0.785
 Consensus Target Price: 0.942
Upside/ downside changes: +20.0%
 Previous Recommendation: Buy
Current Recommendation: Buy ↔

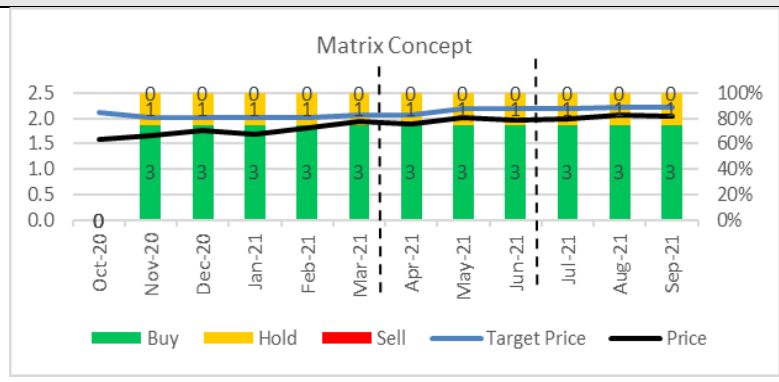
Count: Buy: 8 | Hold: 4 | Sell: 1

Target Price: High: RM1.11 | Median: RM0.95 | Low: RM0.80

Price and 12M Target Price Trends

Analyst Recommendations

Matrix Concept (5236)



Current Price: 2.10
 Consensus Target Price: 2.72
 Upside/ downside changes: +8.2%
 Previous Recommendation: Buy
 Current Recommendation: Buy ↔

Count: Buy: 3 | Hold: 1 | Sell: 0

Target Price: High: RM2.50 | Median: RM2.36 | Low: RM1.90

Note: Current price at the time of research

Source: Bloomberg

DISCLAIMER: This report is provided for general information purposes only. Although care has been taken to ensure the accuracy of the information within this report, Bursa Malaysia Berhad and its subsidiaries (“Bursa Malaysia Group”) do not warrant or represent, expressly or impliedly as to the completeness, accuracy or currency of the information in this report. Bursa Malaysia Group does not endorse and shall not be liable for any information in this report that have been obtained via third party sources (if any).

The information contained in this report is neither an offer or solicitation to enter into any transaction nor is it a recommendation or endorsement of any product(s) mentioned in this report. The information also does not constitute legal, financial, trading or investment advice. You are advised to seek independent advice and/or consult relevant laws, regulations and rules prior to trading/investing. Bursa Malaysia Group does not accept any liability howsoever arising, including any liability arising from any trading/investment decisions made on the basis of this information.

This report or any part of this report shall not be used or reproduced in any form without Bursa Malaysia Berhad’s prior written permission.