

## ANALYST CONSENSUS: BURSA HEALTHCARE INDEX

20 OCTOBER 2021

*This analyst consensus compilation is based on August result session of the top 9 companies of Bursa Healthcare Index.*

**Company with the most coverage:** Topglove Corporation, covered by 23 analysts.

**Top Buys with the highest buy call percentage\*:** Duopharma Biotech (buy call from all 4 analysts).

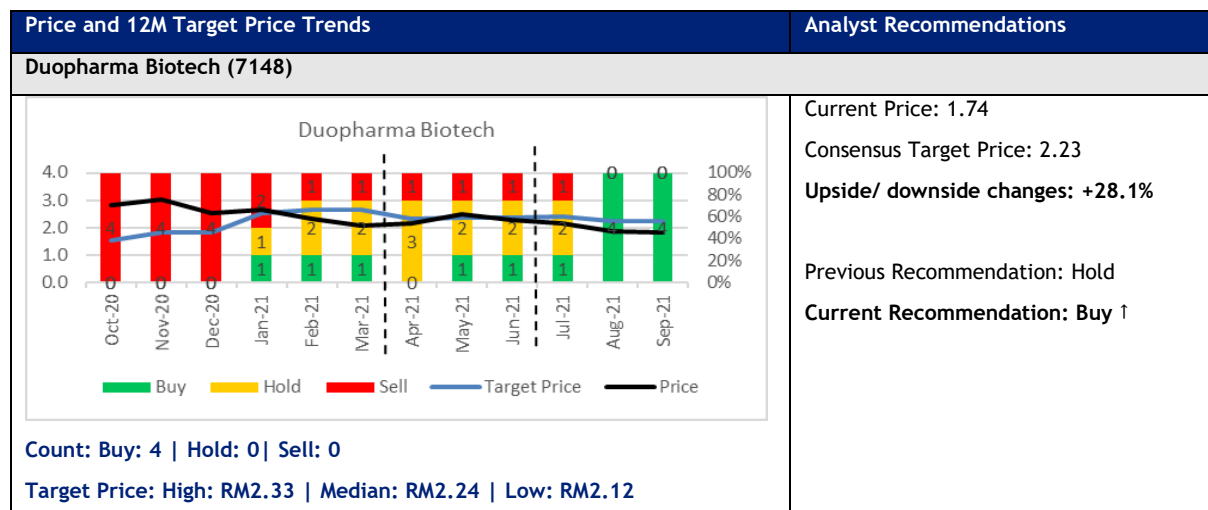
**Company with the highest consensus rating\*^:** Duopharma Biotech (4.8) and IHH Healthcare (4.8)

\* covered by minimum five analysts.

^Consensus Rating is the average of all the recommendations where each recommendation is ascribed a number from 1-5, with a 1 for Strong Sell, 2 for Sell, 3 for Hold, 4 for Buy and 5 for Strong Buy.

**Key changes to analyst recommendations:** Notable upgrades include Duopharma Biotech (from Hold to Buy) and notable downgrades include Topglove Corporation (from Buy to Hold) and Supermax (from Strong Buy to Hold).

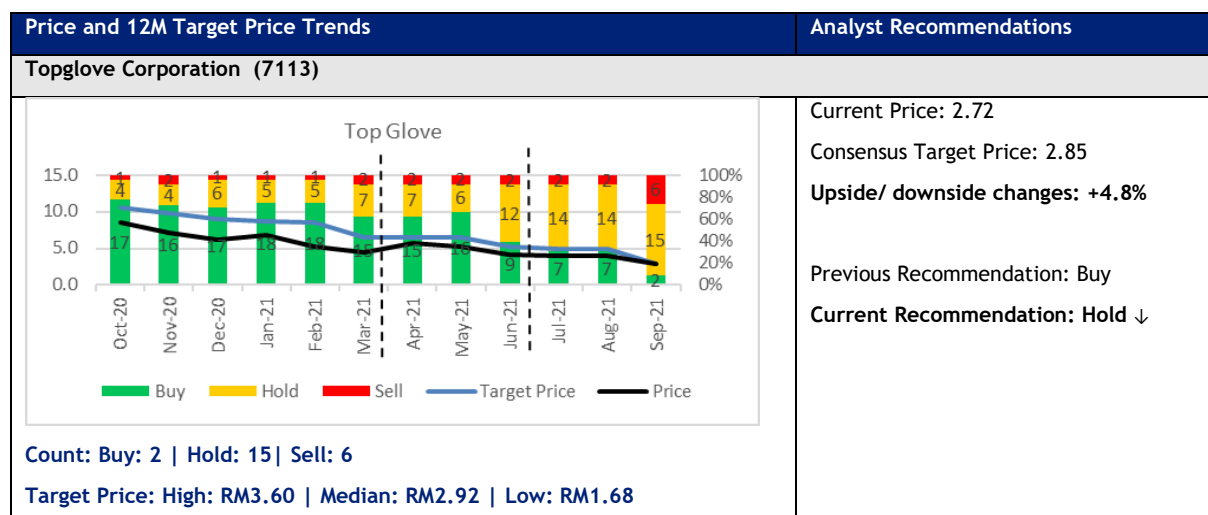
### Notable upgrades within the sector:



Note: Current price at the time of research

Source: Bloomberg

### Notable downgrades within the sector:



Price and 12M Target Price Trends	Analyst Recommendations
<b>Supermax (7106)</b>	
<p>Count: Buy: 1   Hold: 8   Sell: 2            Target Price: High: RM3.54   Median: RM2.15   Low: RM1.00</p>	<p>Current Price: 1.92            Consensus Target Price: 2.17            Upside/ downside changes: +13.2%</p> <p>Previous Recommendation: Strong Buy            Current Recommendation: Hold ↓</p>

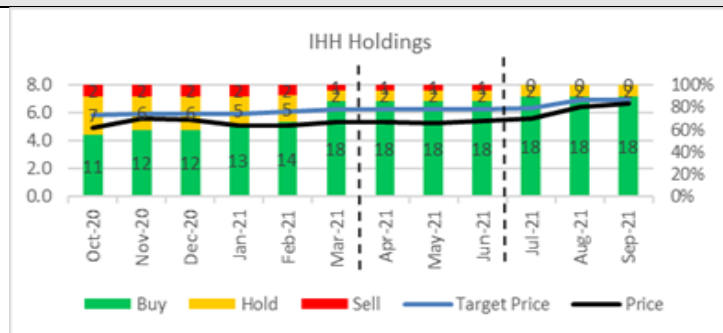
Note: Current price at the time of research

Source: Bloomberg

**List of other companies within the sector:**

Price and 12M Target Price Trends	Analyst Recommendations
<b>Apex Healthcare (7090)</b>	
<p>Count: Buy: 1   Hold: 2   Sell: 1            Target Price: High: RM3.78   Median: RM3.07   Low: RM2.35</p>	<p>Current Price: 2.78            Consensus Target Price: 3.06            Upside/ downside changes: +10.2%</p> <p>Previous Recommendation: Hold            Current Recommendation: Hold ↔</p>

Price and 12M Target Price Trends	Analyst Recommendations
<b>Hartalega Holdings (5168)</b>	
<p>Count: Buy: 10   Hold: 8   Sell: 4            Target Price: High: RM10.00   Median: RM6.80   Low: RM6.29</p>	<p>Current Price: 5.84            Consensus Target Price: 7.06            Upside/ downside changes: +20.8%</p> <p>Previous Recommendation: Buy            Current Recommendation: Buy ↔</p>

**Price and 12M Target Price Trends**
**Analyst Recommendations**
**IHH Healthcare (5225)**


Count: Buy: 18 | Hold: 2 | Sell: 0

Target Price: High: RM10.00 | Median: RM6.80 | Low: RM6.29

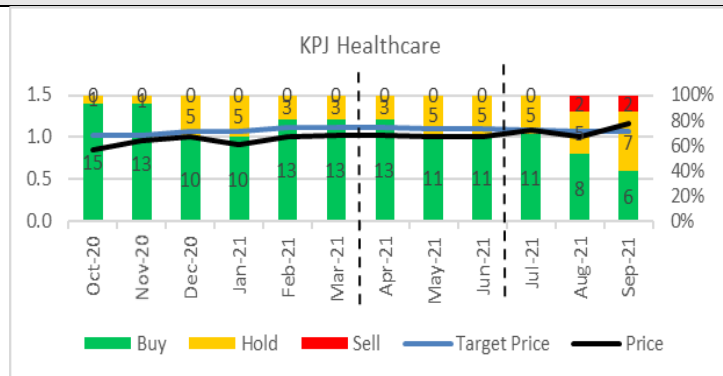
Current Price: 6.57

Consensus Target Price: 7.18

Upside/ downside changes: +9.3%

Previous Recommendation: Strong Buy

**Current Recommendation: Strong Buy ↔**

**KPJ Healthcare (5878)**


Count: Buy: 6 | Hold: 7 | Sell: 2

Target Price: High: RM1.35 | Median: RM1.09 | Low: RM0.94

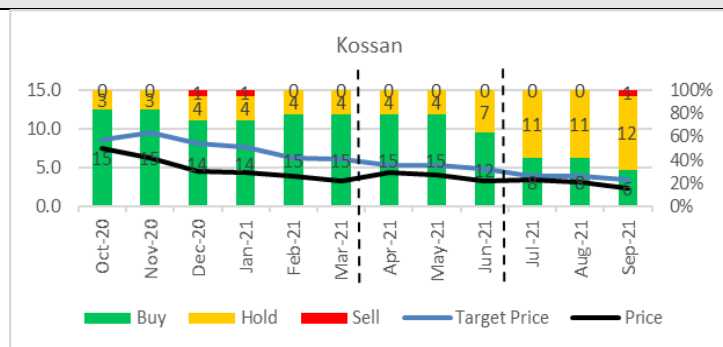
Current Price: 1.14

Consensus Target Price: 1.11

Upside/ downside changes: -3.1%

Previous Recommendation: Buy

**Current Recommendation: Buy ↔**

**Kossan Rubber Industries (7153)**


Count: Buy: 6 | Hold: 12 | Sell: 1

Target Price: High: RM5.20 | Median: RM2.55 | Low: RM1.53

Current Price: 2.36

Consensus Target Price: 2.66

Upside/ downside changes: +12.8%

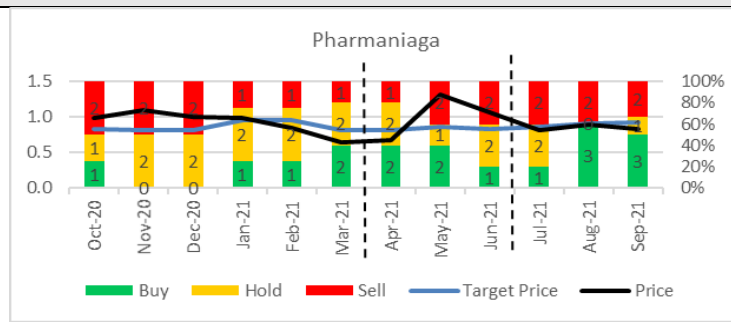
Previous Recommendation: Buy

**Current Recommendation: Buy ↔**

**Price and 12M Target Price Trends**

**Analyst Recommendations**

**Pharmaniaga (7081)**



Current Price: 0.81  
 Consensus Target Price: 0.93  
**Upside/ downside changes: +14.6%**  
 Previous Recommendation: Hold  
**Current Recommendation: Hold ↔**

Count: Buy: 3 | Hold: 1 | Sell: 2

Target Price: High RM1.13 | Median: RM1.02 | Low: RM0.54

Note: Current price at the time of research

Source: Bloomberg

**DISCLAIMER:** This report is provided for general information purposes only. Although care has been taken to ensure the accuracy of the information within this report, Bursa Malaysia Berhad and its subsidiaries (“Bursa Malaysia Group”) do not warrant or represent, expressly or impliedly as to the completeness, accuracy or currency of the information in this report. Bursa Malaysia Group does not endorse and shall not be liable for any information in this report that have been obtained via third party sources (if any).

The information contained in this report is neither an offer or solicitation to enter into any transaction nor is it a recommendation or endorsement of any product(s) mentioned in this report. The information also does not constitute legal, financial, trading or investment advice. You are advised to seek independent advice and/or consult relevant laws, regulations and rules prior to trading/investing. Bursa Malaysia Group does not accept any liability howsoever arising, including any liability arising from any trading/investment decisions made on the basis of this information.

This report or any part of this report shall not be used or reproduced in any form without Bursa Malaysia Berhad’s prior written permission.