

ANALYST CONSENSUS: BURSA ENERGY INDEX

20 OCTOBER 2021

This analyst consensus compilation is based on August result session of the top 13° companies of Bursa Energy Index.

Company with the most coverage: Dialog Group Berhad, covered by 18 analysts.

Top Buys with the highest buy call percentage*: Yinson Holdings Berhad (buy call from all 12 analysts).

Company with the highest consensus rating*^: Yinson Holdings Berhad (4.9)

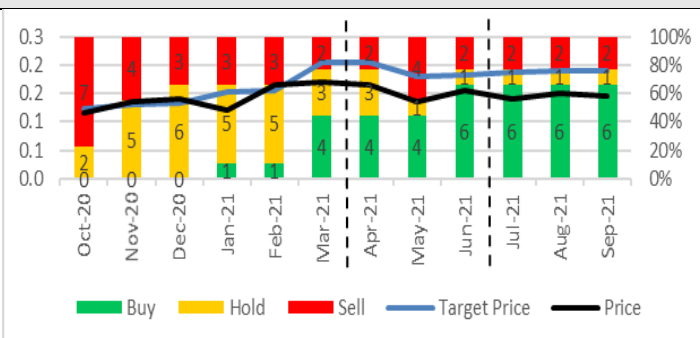
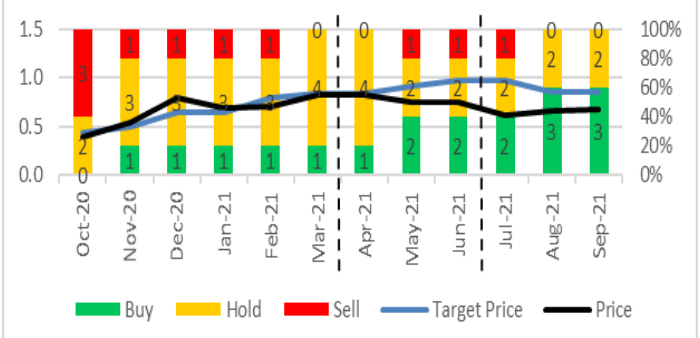
° representing at least 90% of weightage in Bursa Energy Index

* covered by minimum five analysts.

^Consensus Rating is the average of all the recommendations where each recommendation is ascribed a number from 1-5, with a 1 for Strong Sell, 2 for Sell, 3 for Hold, 4 for Buy and 5 for Strong Buy.

Key changes to analyst recommendations: Analysts were more bullish on Velesto Energy and Wah Seong (upgraded from Hold to Buy). Meanwhile, analysts downgraded Serba Dinamik (from Buy to Sell) and Deleum (from Buy to Hold). However, Deleum is only covered by one analyst.

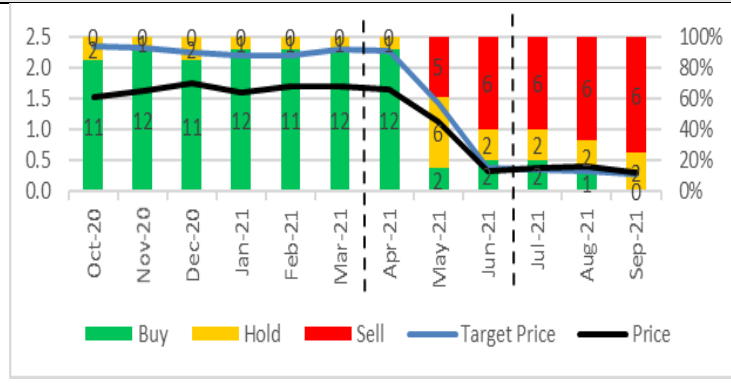

Notable upgrades within the sector:

Price and 12M Target Price Trends	Analyst Recommendations
<p>Velesto Energy (5243)</p>  <p>Count: Buy: 6 Hold: 1 Sell: 2 Target Price: High: RM0.28 Median: RM0.19 Low: RM0.13</p>	<p>Current Price: 0.17 Consensus Target Price: 0.20 Upside/ downside changes: +17.7%</p> <p>Previous Recommendation: Hold Current Recommendation: Buy ↑</p>
<p>Wah Seong (5141)</p>  <p>Count: Buy: 3 Hold: 2 Sell: 0 Target Price: High: RM1.20 Median: RM0.80 Low: RM0.65</p>	<p>Current Price: 0.73 Consensus Target Price: 0.86 Upside/ downside changes: +17.8%</p> <p>Previous Recommendation: Hold Current Recommendation: Buy ↑</p>

Note: Current price at the time of research

Source: Bloomberg


Notable downgrades within the sector:

Price and 12M Target Price Trends	Analyst Recommendations
<p>Serba Dinamik (5279)</p>  <p>Count: Buy: 0 Hold: 2 Sell: 6 Target Price: High: RM0.32 Median: RM0.28 Low: RM0.20</p>	<p>Current Price: 0.35 Consensus Target Price: 0.28 Upside/ downside changes: -20.0%</p> <p>Previous Recommendation: Buy Current Recommendation: Sell ↓</p>
<p>Deleum (5132)</p>  <p>Count: Buy: 0 Hold: 1 Sell: 0 Target Price: High: RM0.47 Median: RM0.47 Low: RM0.47</p>	<p>Current Price: 0.52 Consensus Target Price: 0.47 Upside/ downside changes: -10.0%</p> <p>Previous Recommendation: Buy Current Recommendation: Hold ↓</p>

Note: Current price at the time of research

Source: Bloomberg

List of other companies within the sector:

Price and 12M Target Price Trends	Analyst Recommendations
<p>Dialog Group Berhad (7277)</p>  <p>Count: Buy: 17 Hold: 1 Sell: 0 Target Price: High: RM4.90 Median: RM3.72 Low: RM3.09</p>	<p>Current Price: 3.00 Consensus Target Price: 3.76 Upside/ downside changes: +25.4%</p> <p>Previous Recommendation: Buy Current Recommendation: Buy ↔</p>

Price and 12M Target Price Trends
Analyst Recommendations
Bumi Armada (5210)


Current Price: 0.53
 Consensus Target Price: 0.61
 Upside/ downside changes: +15.1%

Previous Recommendation: Buy
Current Recommendation: Buy ↔

Count: Buy: 12 | Hold: 3 | Sell: 0

Target Price: High: RM0.80 | Median: RM0.59 | Low: RM0.48

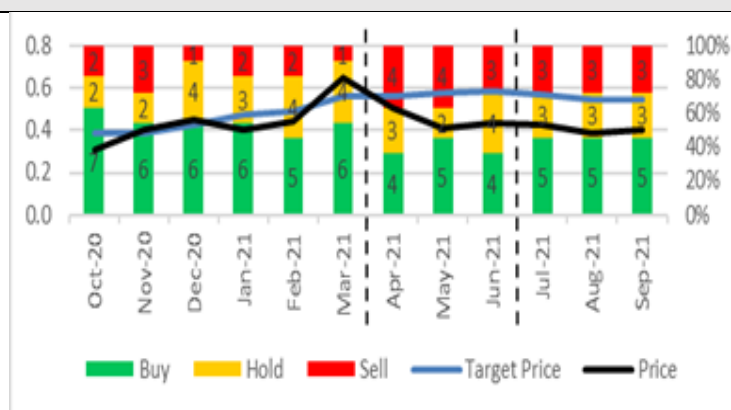
Yinson Holdings (7293)


Current Price: 5.86
 Consensus Target Price: 7.28
 Upside/ downside changes: +24.2%

Previous Recommendation: Buy
Current Recommendation: Buy ↔

Count: Buy: 12 | Hold: 0 | Sell: 0

Target Price: High: RM10.90 | Median: RM7.20 | Low: RM5.96

Malaysia Marine and Heavy Engineering Holdings (5186)


Current Price: 0.45
 Consensus Target Price: 0.55
 Upside/ downside changes: +22.2%

Previous Recommendation: Hold
Current Recommendation: Hold ↔

Count: Buy: 5 | Hold: 3 | Sell: 3

Target Price: High: RM0.85 | Median: RM0.48 | Low: RM0.35

Price and 12M Target Price Trends

Analyst Recommendations

Uzma (7250)



Current Price: 0.62
 Consensus Target Price: 0.75
 Upside/ downside changes: +21.0%
 Previous Recommendation: Buy
Current Recommendation: Buy ↔

Count: Buy: 4 | Hold: 0 | Sell: 0

Target Price: High: RM0.78 | Median: RM0.74 | Low: RM0.72

Hibiscus (5199)



Current Price: 0.92
 Consensus Target Price: 1.14
 Upside/ downside changes: +23.9%
 Previous Recommendation: Buy
Current Recommendation: Buy ↔

Count: Buy: 3 | Hold: 0 | Sell: 0

Target Price: High: RM1.20 | Median: RM1.16 | Low: RM1.05

Sapura Energy (5218)



Current Price: 0.11
 Consensus Target Price: 0.10
 Upside/ downside changes: +16.7%
 Previous Recommendation: Hold
Current Recommendation: Hold ↔

Count: Buy: 5 | Hold: 3 | Sell: 5

Target Price: High: RM0.15 | Median: RM0.10 | Low: RM0.05

Price and 12M Target Price Trends

Analyst Recommendations

Coastal Contracts (5071)



Current Price: 1.20
 Consensus Target Price: 1.45
 Upside/ downside changes: +20.8%

Previous Recommendation: Buy
Current Recommendation: Buy ↔

Count: Buy: 1 | Hold: 0 | Sell: 0

Target Price: High: RM1.45 | Median: RM1.45 | Low: RM1.45

Icon Offshore (5255)



Current Price: 0.12
 Consensus Target Price: 0.16
 Upside/ downside changes: +33.3%

Previous Recommendation: Buy
Current Recommendation: Buy ↔

Count: Buy: 1 | Hold: 0 | Sell: 0

Target Price: High: RM0.16 | Median: RM0.16 | Low: RM0.16

Note: Current price at the time of research

Source: Bloomberg

DISCLAIMER: This report is provided for general information purposes only. Although care has been taken to ensure the accuracy of the information within this report, Bursa Malaysia Berhad and its subsidiaries (“Bursa Malaysia Group”) do not warrant or represent, expressly or impliedly as to the completeness, accuracy or currency of the information in this report. Bursa Malaysia Group does not endorse and shall not be liable for any information in this report that have been obtained via third party sources (if any).

The information contained in this report is neither an offer or solicitation to enter into any transaction nor is it a recommendation or endorsement of any product(s) mentioned in this report. The information also does not constitute legal, financial, trading or investment advice. You are advised to seek independent advice and/or consult relevant laws, regulations and rules prior to trading/investing. Bursa Malaysia Group does not accept any liability howsoever arising, including any liability arising from any trading/investment decisions made on the basis of this information.

This report or any part of this report shall not be used or reproduced in any form without Bursa Malaysia Berhad’s prior written permission.